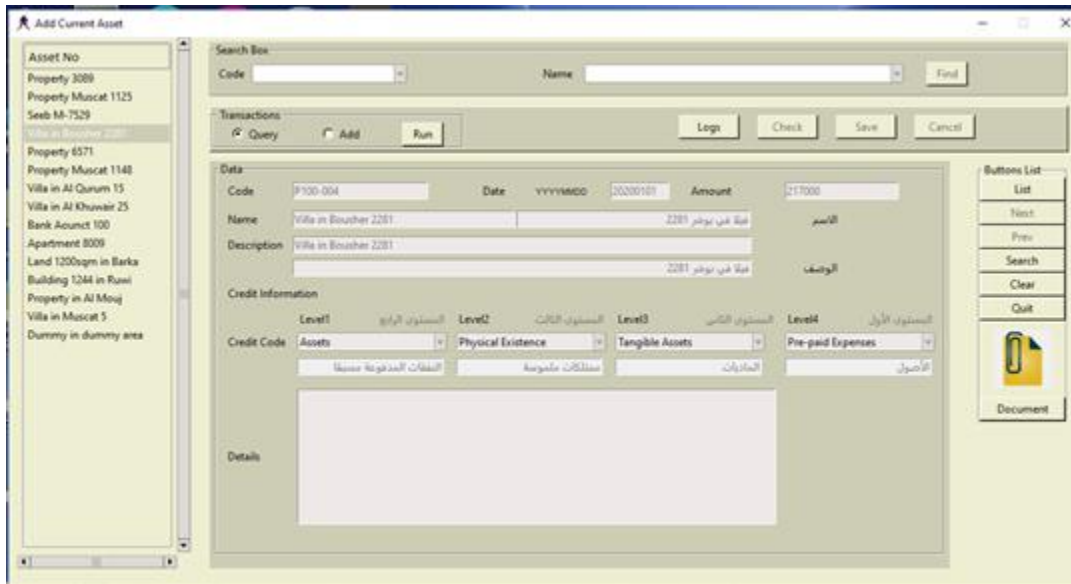
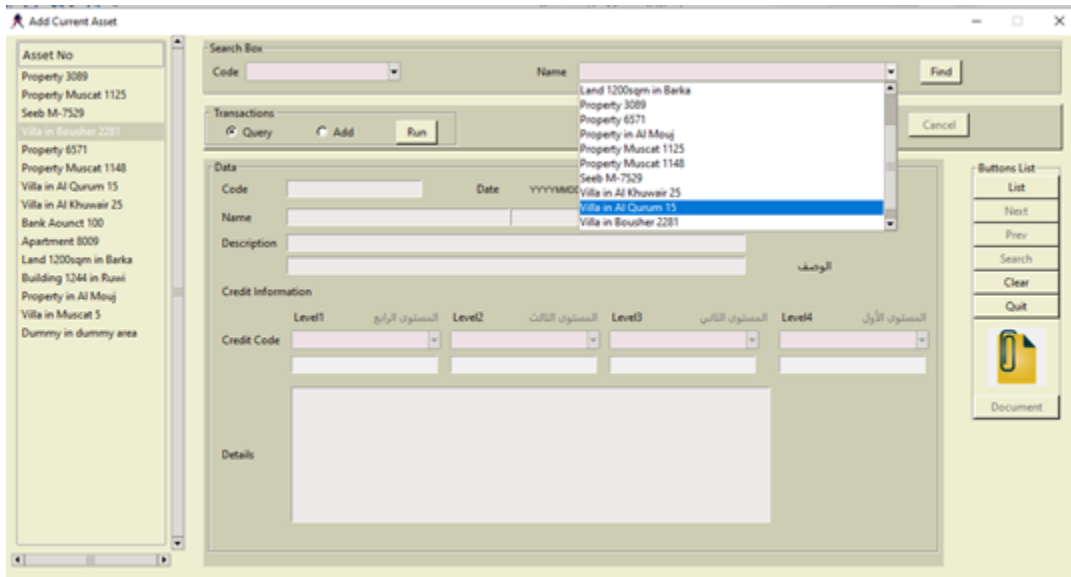


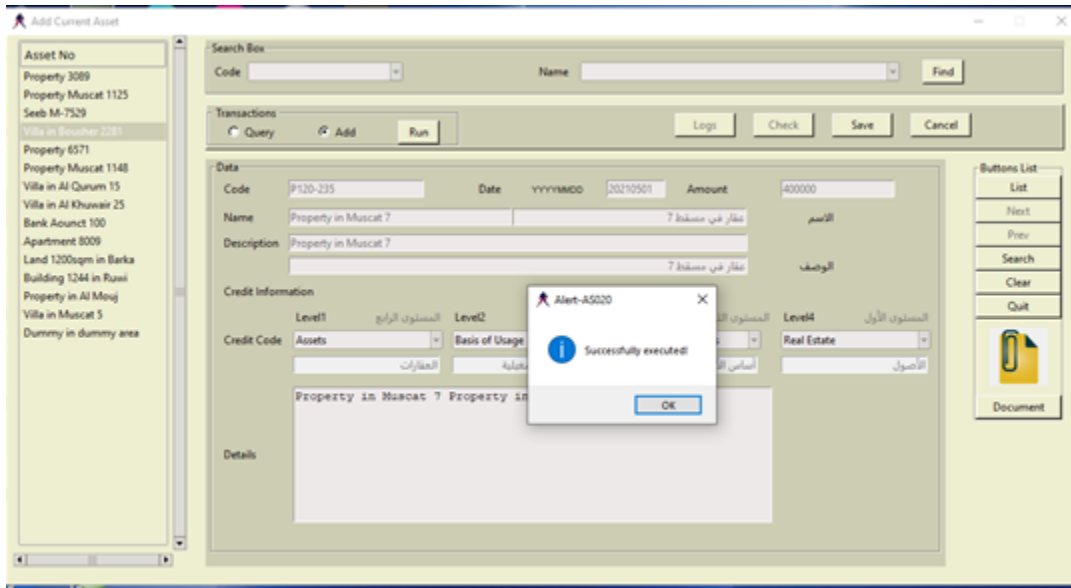
This is an example for the application with dummy data. Before insert a new data, it's working fine.



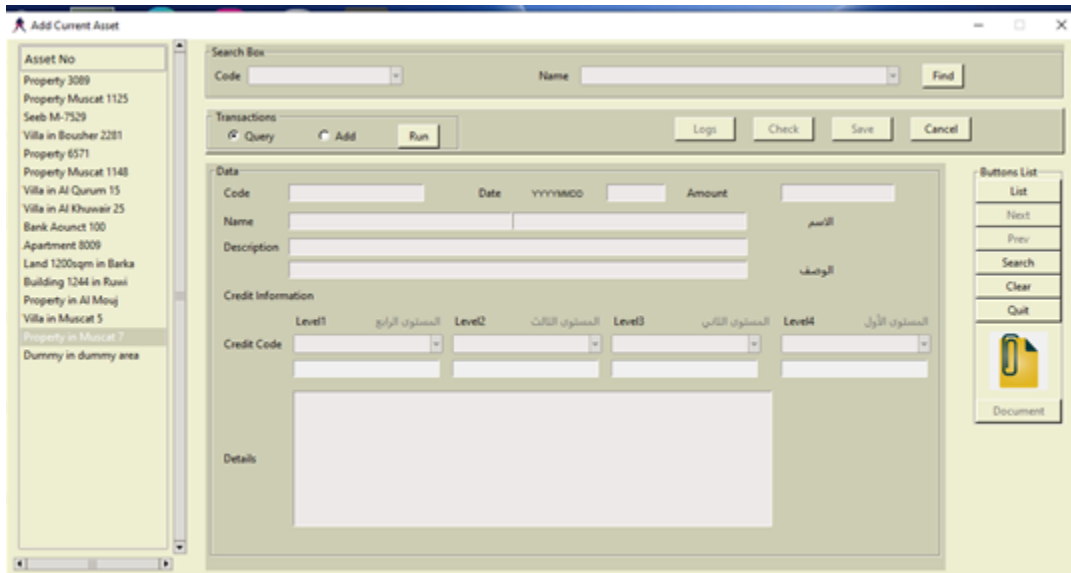
Also, data shows in a list



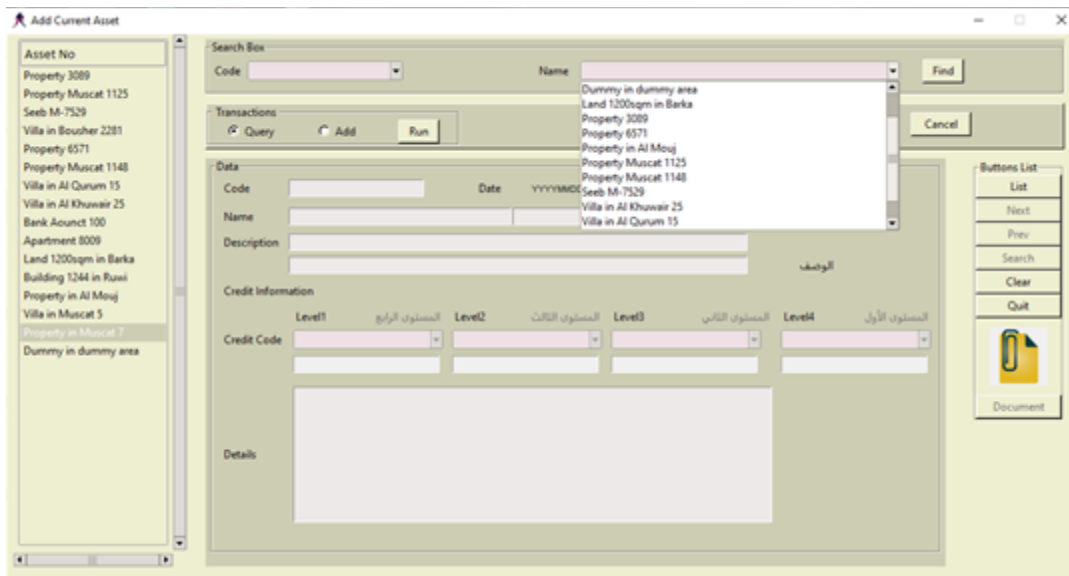
Adding a new data, also working fine without an issue.



In treview, name of property is shown, but when clicked given an error



And, also not appeared in a list



```
$ python cm_menu.py
Exception in Tkinter callback
Traceback (most recent call last):
  File "cm_menu.py", line 193, in fun_asset_current
    del sys.modules['cm_asset_add']
KeyError: 'cm_asset_add'
```

During handling of the above exception, another exception occurred:

```
Traceback (most recent call last):
  File "C:\Users\Mohammed\AppData\Local\Programs\Python\Python38-32\lib\tkinter\__init__.py", line 1883, in __call__
    return self.func(*args)
  File "C:\code\imgproj\new2\cm_asset_add.py", line 1423, in onDoubleClick
    itemId = assetinfo_lst[xrec][1]
IndexError: list index out of range
```

However, when I come out and rerun, everything is fine.


**Add Current Asset**

Asset No  
Property 3089  
Property Muscat 1125  
Seeb M-7529  
Villa in Bousher 2281  
Property 6571  
Property Muscat 1148  
Villa in Al Qurum 15  
Villa in Al Khunair 25  
Bank Aounct 100  
Apartment 8009  
Land 1200sqm in Barka  
Building 1244 in Ruai  
Property in Al Mouj  
Villa in Muscat 5  
Property in Muscat 7  
Dummy in dummy area

Search Box  
Code  Name  Find

Transactions  
 Query  Add

Data  
Code  Date  Amount   
Name     
Description     
Credit Information  
Level1   Level2   Level3   Level4    
Credit Code      
Property in Muscat 7 Property in Muscat 7

Buttons List  
  
  
  
  
  
  


Details